

CI Global Climate Leaders Fund

Series FH USD Hedged



AS AT FEBRUARY 29, 2024

FUND OVERVIEW

The fund's investment objective is to provide long-term capital growth, by investing primarily in a concentrated longonly portfolio of companies focused on decarbonization and climate change located anywhere in the world.

FUND DETAILS

Inception date	July 2021
CAD Total net assets (\$CAD) As at 2024-02-29	\$55.9 million
NAVPS	\$12.5702
MER (%) As at 2023-09-30	1.02
Management fee (%)	0.70
Asset class	Global Equity
Currency	USD Hedged
Minimum investment	\$500 initial/\$25 additional
Distribution frequency	Annually
Last distribution	\$0.0996

Risk rating¹



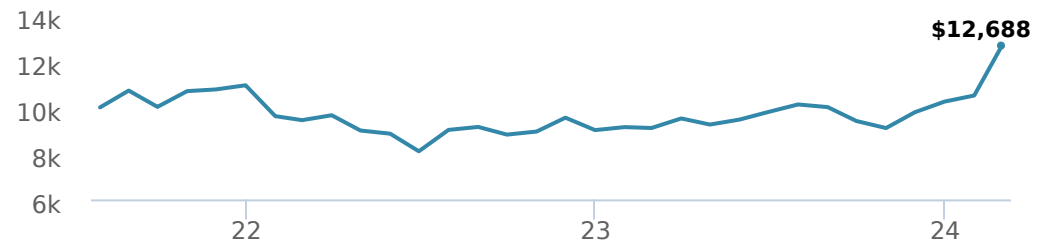
FUND CODES

FH	4385
AH	ISC 2285 DSC SO* 3385 LL SO 3285
IH	5285
PH	90285

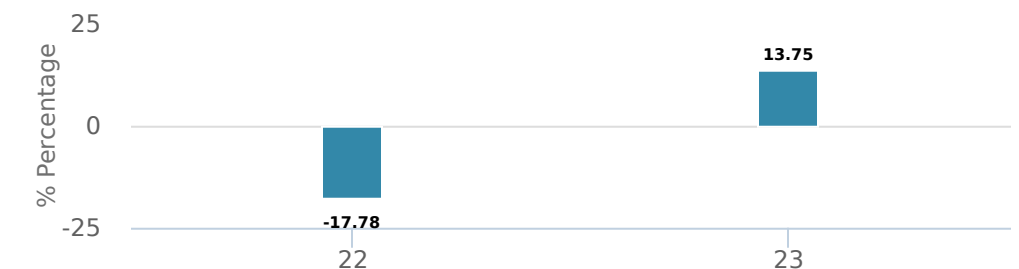
*No new purchases directly into switch only funds.

PERFORMANCE²

Growth of \$10,000 (since inception date)



Calendar year performance



Average annual compound returns

YTD	1 Mo	3 Mo	6 Mo	1 Y	3 Y	5 Y	10 Y	Inception*
23.76%	20.64%	29.61%	26.72%	39.37%	-	-	-	9.41%

*Since inception date

DISTRIBUTION HISTORY³

Payable date	Total
2021-12-17	0.0996


MANAGEMENT TEAM



Munro Partners is a global absolute return manager focused on identifying growth equities primed to benefit from structural and thematic changes in our world today. Munro Partners is a sub-advisor to CI Investments Inc.



Nick Griffin



James Tsinidis



Kieran Moore



Jeremy Gibson

CI Global Climate Leaders Fund

Series FH USD Hedged



AS AT FEBRUARY 29, 2024

PORTFOLIO ALLOCATIONS⁴

Asset allocation	(%)	Sector allocation	(%)	Geographic allocation	(%)
US Equity	61.98	Technology	25.14	United States	64.42
International Equity	21.56	Industrial Goods	20.56	Canada	11.01
Canadian Equity	9.68	Industrial Services	17.30	Ireland	10.93
Cash and Equivalents	6.76	Real Estate	10.84	Other	6.53
Other	0.02	Basic Materials	10.39	France	4.70
		Cash and Cash Equivalent	6.76	Denmark	2.21
		Other	6.53	Europe	0.17
		Financial Services	2.48	Hong Kong	0.02
				Norway	0.01

TOP HOLDINGS

	Sector	(%)
1. Constellation Energy Corp	Diversified Technology	9.30%
2. NVIDIA Corp	Computer Electronics	8.06%
3. Waste Management Inc	Professional Services	6.16%
4. Linde PLC	Chemicals and Gases	6.13%
5. Quanta Services Inc	Construction	6.04%
6. Nexttracker Inc Cl A	Diversified Technology	5.81%
7. Comfort Systems USA Inc	Manufacturing	5.75%
8. Clean Harbors Inc	Professional Services	5.72%
9. GFL Environmental Inc	Professional Services	5.42%
10. Kingspan Group PLC	Construction	4.80%
11. Schneider Electric SE	Manufacturing	4.70%
12. Core & Main Inc Cl A	Manufacturing	4.55%
13. Cameco Corp	Metals and Mining	4.26%
14. ARM HOLDINGS PLC ADR	Other	3.73%
15. Vertiv Holdings Co Cl A	Manufacturing	3.36%

Note: This page is not complete without disclaimers on the next page.

Over 35,000 financial advisors have chosen CI Global Asset Management as a partner. We believe that Canadians have the best opportunity for investments success by using the services of a professional financial advisor. [Learn more at ci.com.](#)

¹ The risk level of a fund has been determined in accordance with a standardized risk classification methodology in National Instrument 81-102, that is based on the fund's historical volatility as measured by the 10-year standard deviation of the fund's returns. Where a fund has offered securities to the public for less than 10 years, the standardized methodology requires that the standard deviation of a reference mutual fund or index that reasonably approximates the fund's standard deviation be used to determine the fund's risk rating. Please note that historical performance may not be indicative of future returns and a fund's historical volatility may not be indicative of future volatility.

² Commissions, trailing commissions, management fees and expenses all may be associated with mutual fund investments. Please read the prospectus before investing. The indicated rates of return are the historical annual compounded total returns net of fees and expenses payable by the fund (except for figures of one year or less, which are simple total returns) including changes in security value and reinvestment of all dividends/distributions and do not take into account sales, redemption, distribution or optional charges or income taxes payable by any securityholder that would have reduced returns. Mutual funds are not guaranteed, their values change frequently, and past performance may not be repeated.

³ Please refer to the fund's simplified prospectus for distribution information.

⁴ Portfolio allocations will fluctuate over the life of the mutual fund as the portfolio holdings and market value of each security changes. The portfolio manager(s) may change the portfolio allocations in some or all of the sectors.

The contents are not to be used or construed as investment advice or as an endorsement or recommendation of any entity of security discussed.

Certain statements contained in this communication are based in whole or in part on information provided by third parties and CI has taken reasonable steps to ensure their accuracy.

The rates of return are used only to illustrate the effects of the compound growth rate and are not intended to reflect future values or returns on investment in an investment fund.

The "Growth of \$10,000 invested" chart shows the final value of a hypothetical \$10,000 investment in securities in this class/series of the fund as at the end of the investment period indicated and is not intended to reflect future values or returns on investment in such securities.

Management Expense Ratio ("MER") represents the trailing 12-month management expense ratio, which reflects the cost of running the fund, inclusive of applicable taxes including HST, GST and QST (excluding commissions and other portfolio transaction costs) as a percentage of daily average net asset value the period, including the fund's proportionate share of any underlying fund(s) expenses, if applicable. The MER is reported in each fund's Management Report of Fund Performance ("MRFP"). MRFPs can be found within the Documents tab on ci.com.

CI Global Asset Management is a registered business name of CI Investments Inc.

©CI Investments Inc. 2024. All rights reserved.

Published March 2024