

CI Global Longevity Economy Fund

Series A CAD



AS AT MARCH 31, 2024

FUND OVERVIEW

The fund's objective is to obtain maximum long-term capital growth by investing primarily in equity and equity-related securities of companies throughout the world that the portfolio advisor believes are well-positioned to benefit from an aging population, increasing life expectancy, increasing lifestyle expenditures and evolving demographic needs worldwide.

FUND DETAILS

Inception date	June 2020
CAD Total net assets (\$CAD) As at 2024-03-28	\$70.5 million
NAVPS	\$16.2379
MER (%) As at 2023-09-30	2.08
Management fee (%)	1.70
Asset class	Global Equity
Currency	CAD
Minimum investment	\$500 initial/\$25 additional
Distribution frequency	Annually
Last distribution	\$0.5999

Risk rating¹



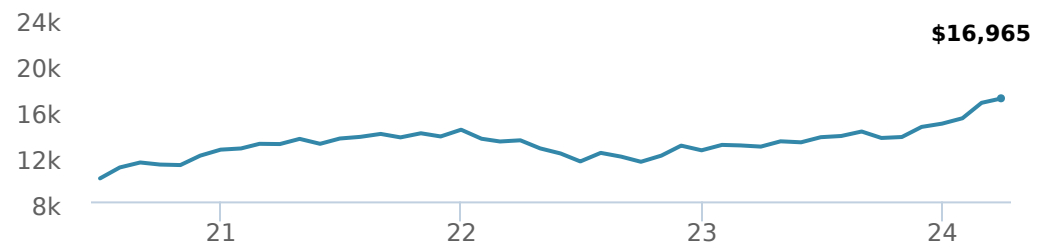
FUND CODES

A	ISC 2115 DSC SO* 3115 LL SO 3015
F	4115
I	5115
P	90215

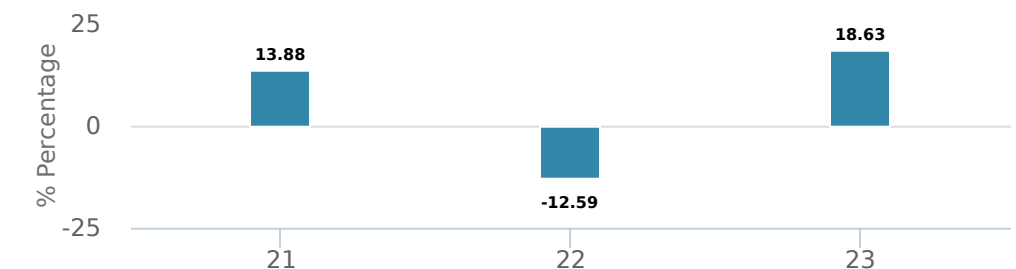
*No new purchases directly into switch only funds.

PERFORMANCE²

Growth of \$10,000 (since inception date)



Calendar year performance



Average annual compound returns


YTD	1 Mo	3 Mo	6 Mo	1 Y	3 Y	5 Y	10 Y	Inception*
14.93%	2.37%	14.93%	25.52%	32.90%	9.32%	-	-	14.90%

*Since inception date


DISTRIBUTION HISTORY³

Payable date	Total
2021-12-17	0.5999

MANAGEMENT TEAM



Greg Quickmire



Peter Hofstra

CI Global Longevity Economy Fund

Series A CAD



AS AT MARCH 31, 2024

PORTFOLIO ALLOCATIONS⁴

Asset allocation	(%)	Sector allocation	(%)	Geographic allocation	(%)
US Equity	84.24	Healthcare	38.99	United States	84.47
International Equity	14.94	Technology	38.62	Denmark	4.82
Cash and Equivalents	0.83	Consumer Services	11.12	Taiwan	3.10
Other	-0.01	Financial Services	9.40	Switzerland	2.72
		Real Estate	1.05	United Kingdom	2.36
		Cash and Cash Equivalent	0.83	Germany	2.03
		Other	-0.01	Canada	0.50
				Hong Kong	0.01
				Other	-0.01

TOP HOLDINGS

	Sector	(%)
1. NVIDIA Corp	Computer Electronics	6.39%
2. Mastercard Inc CI A	Diversified Financial Services	5.22%
3. Alphabet Inc CI C	Information Technology	5.12%
4. Microsoft Corp	Information Technology	4.99%
5. Eli Lilly and Co	Drugs	4.91%
6. Novo Nordisk A/S CI B	Drugs	4.78%
7. Meta Platforms Inc CI A	Information Technology	4.40%
8. Amazon.com Inc	Retail	4.22%
9. Taiwan Semiconductor Manufactrg Co Ltd - ADR	Computer Electronics	3.10%
10. UnitedHealth Group Inc	Healthcare Services	2.95%
11. Apple Inc	Computer Electronics	2.74%
12. UBS Group AG	Asset Management	2.72%
13. McKesson Corp	Retail	2.54%
14. Thermo Fisher Scientific Inc	Healthcare Equipment	2.51%
15. Humana Inc	Healthcare Services	2.47%

Note: This page is not complete without disclaimers on the next page.

Over 35,000 financial advisors have chosen CI Global Asset Management as a partner. We believe that Canadians have the best opportunity for investments success by using the services of a professional financial advisor. [Learn more at ci.com.](#)

¹ The risk level of a fund has been determined in accordance with a standardized risk classification methodology in National Instrument 81-102, that is based on the fund's historical volatility as measured by the 10-year standard deviation of the fund's returns. Where a fund has offered securities to the public for less than 10 years, the standardized methodology requires that the standard deviation of a reference mutual fund or index that reasonably approximates the fund's standard deviation be used to determine the fund's risk rating. Please note that historical performance may not be indicative of future returns and a fund's historical volatility may not be indicative of future volatility.

² Commissions, trailing commissions, management fees and expenses all may be associated with mutual fund investments. Please read the prospectus before investing. The indicated rates of return are the historical annual compounded total returns net of fees and expenses payable by the fund (except for figures of one year or less, which are simple total returns) including changes in security value and reinvestment of all dividends/distributions and do not take into account sales, redemption, distribution or optional charges or income taxes payable by any securityholder that would have reduced returns. Mutual funds are not guaranteed, their values change frequently, and past performance may not be repeated.

³ Please refer to the fund's simplified prospectus for distribution information.

⁴ Portfolio allocations will fluctuate over the life of the mutual fund as the portfolio holdings and market value of each security changes. The portfolio manager(s) may change the portfolio allocations in some or all of the sectors.

The contents are not to be used or construed as investment advice or as an endorsement or recommendation of any entity of security discussed.

Certain statements contained in this communication are based in whole or in part on information provided by third parties and CI has taken reasonable steps to ensure their accuracy.

The rates of return are used only to illustrate the effects of the compound growth rate and are not intended to reflect future values or returns on investment in an investment fund.

The "Growth of \$10,000 invested" chart shows the final value of a hypothetical \$10,000 investment in securities in this class/series of the fund as at the end of the investment period indicated and is not intended to reflect future values or returns on investment in such securities.

Management Expense Ratio ("MER") represents the trailing 12-month management expense ratio, which reflects the cost of running the fund, inclusive of applicable taxes including HST, GST and QST (excluding commissions and other portfolio transaction costs) as a percentage of daily average net asset value the period, including the fund's proportionate share of any underlying fund(s) expenses, if applicable. The MER is reported in each fund's Management Report of Fund Performance ("MRFP"). MRFPs can be found within the Documents tab on ci.com.

CI Global Asset Management is a registered business name of CI Investments Inc.

©CI Investments Inc. 2024. All rights reserved.

Published April 2024