

CI Global Income & Growth Corporate Class

Series F CAD



AS AT MARCH 31, 2024

FUND OVERVIEW

This fund invests in a combination of equity and fixed income securities of companies located anywhere in the world.

FUND DETAILS

Inception date	February 2007
CAD Total net assets (\$CAD) As at 2024-02-29	\$1.9 billion
NAVPS	\$18.6424
MER (%) As at 2023-09-30	1.35
Management fee (%)	1.00
Asset class	Global Balanced
Currency	CAD
Minimum investment	\$500 initial/\$25 additional
Distribution frequency	Quarterly
Last distribution	\$0.0536

Risk rating¹



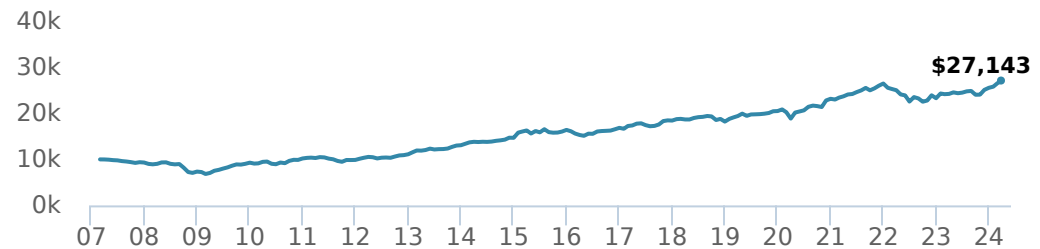
FUND CODES

	T5	T8
F	4312	458T5
A	ISC 2312 DSC SO* 3312 LL SO 1312	ISC 158T5 DSC SO 258T5 LL SO 358T5
E	16144	16744
EF	15144	15744
I	5320	558T5
O	18144	18744
P	90117	90617

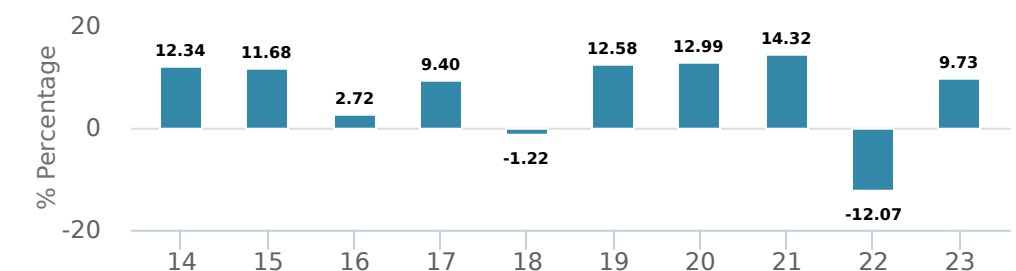
*No new purchases directly into switch only funds.

PERFORMANCE²

Growth of \$10,000 (since inception date)



Calendar year performance



Average annual compound returns

YTD	1 Mo	3 Mo	6 Mo	1 Y	3 Y	5 Y	10 Y	Inception*
6.18%	2.13%	6.18%	12.84%	11.97%	4.60%	6.91%	6.98%	6.01%

*Since inception date


DISTRIBUTION HISTORY³

Payable date	Total	Payable date	Total
2023-03-24	0.0536	2020-06-26	0.0998
2022-03-25	0.8402	2020-03-20	0.3096
2021-03-26	0.1822	2019-12-13	0.1787
2020-12-18	0.1587	2019-09-27	0.1697
2020-09-25	0.1623	2019-06-21	0.1702

CI PREFERRED PRICING⁴

Investment amount	Combined fee reduction
\$100,000 - \$500,000	0.15%
\$500,000 - \$1,000,000	0.21%
\$1,000,000 - \$2,500,000	0.32%
\$2,500,000 - \$5,000,000	0.40%
\$5,000,000 and above	0.52%


MANAGEMENT TEAM




Marc-André Lewis



Geof Marshall



John Shaw



Matthew Strauss

CI Global Income & Growth Corporate Class

Series F CAD



AS AT MARCH 31, 2024

PORTFOLIO ALLOCATIONS⁵

Asset allocation	(%)	Sector allocation	(%)	Geographic allocation	(%)
US Equity	38.60	Fixed Income	37.35	United States	74.33
Foreign Government Bonds	19.96	Technology	16.23	Other	5.36
International Equity	16.71	Other	9.24	United Kingdom	4.16
Foreign Corporate Bonds	15.86	Financial Services	8.68	Multi-National	3.80
Other	3.74	Healthcare	7.35	Canada	3.56
Canadian Equity	1.87	Consumer Goods	5.64	Japan	2.73
Canadian Corporate Bonds	1.24	Consumer Services	4.24	France	2.34
Cash and Equivalents	1.02	Real Estate	4.15	Switzerland	1.38
Income Trust Units	0.70	Mutual Fund	3.86	Cayman Islands	1.30
Canadian Government Bonds	0.30	Industrial Goods	3.26	Germany	1.04

TOP HOLDINGS

	Sector	(%)
1. CI Global Income & Growth Fund Class I	Mutual Fund	99.98%

Note: This page is not complete without disclaimers on the next page.

Over 35,000 financial advisors have chosen CI Global Asset Management as a partner. We believe that Canadians have the best opportunity for investments success by using the services of a professional financial advisor. [Learn more at ci.com.](#)

¹ The risk level of a fund has been determined in accordance with a standardized risk classification methodology in National Instrument 81-102, that is based on the fund's historical volatility as measured by the 10-year standard deviation of the fund's returns. Where a fund has offered securities to the public for less than 10 years, the standardized methodology requires that the standard deviation of a reference mutual fund or index that reasonably approximates the fund's standard deviation be used to determine the fund's risk rating. Please note that historical performance may not be indicative of future returns and a fund's historical volatility may not be indicative of future volatility.

² Commissions, trailing commissions, management fees and expenses all may be associated with mutual fund investments. Please read the prospectus before investing. The indicated rates of return are the historical annual compounded total returns net of fees and expenses payable by the fund (except for figures of one year or less, which are simple total returns) including changes in security value and reinvestment of all dividends/distributions and do not take into account sales, redemption, distribution or optional charges or income taxes payable by any securityholder that would have reduced returns. Mutual funds are not guaranteed, their values change frequently, and past performance may not be repeated.

³ Please refer to the fund's simplified prospectus for distribution information.

⁴ CI Preferred Pricing fee reductions apply to management and administration fees and start at \$100,000.

⁵ Portfolio allocations will fluctuate over the life of the mutual fund as the portfolio holdings and market value of each security changes. The portfolio manager(s) may change the portfolio allocations in some or all of the sectors.

The contents are not to be used or construed as investment advice or as an endorsement or recommendation of any entity of security discussed.

Certain statements contained in this communication are based in whole or in part on information provided by third parties and CI has taken reasonable steps to ensure their accuracy.

The rates of return are used only to illustrate the effects of the compound growth rate and are not intended to reflect future values or returns on investment in an investment fund.

The "Growth of \$10,000 invested" chart shows the final value of a hypothetical \$10,000 investment in securities in this class/series of the fund as at the end of the investment period indicated and is not intended to reflect future values or returns on investment in such securities.

Management Expense Ratio ("MER") represents the trailing 12-month management expense ratio, which reflects the cost of running the fund, inclusive of applicable taxes including HST, GST and QST (excluding commissions and other portfolio transaction costs) as a percentage of daily average net asset value the period, including the fund's proportionate share of any underlying fund(s) expenses, if applicable. The MER is reported in each fund's Management Report of Fund Performance ("MRFP"). MRFPs can be found within the Documents tab on ci.com.

CI Global Asset Management is a registered business name of CI Investments Inc.

©CI Investments Inc. 2024. All rights reserved.

Published April 2024