

CI Global Bond Corporate Class

Series F USD



AS AT MARCH 31, 2024

FUND OVERVIEW

This fund invests in units of Signature Global Bond Fund.

FUND DETAILS

Inception date	September 2002
CAD Total net assets (\$CAD) As at 2024-02-29	\$12.4 million
NAVPS	\$8.8154
MER (%) As at 2023-09-30	0.97
Management fee (%)	0.70
Asset class	Global Fixed Income
Currency	USD
Minimum investment	\$500 initial/\$25 additional
Distribution frequency	Quarterly
Last distribution	\$0.0372
Average Credit Rating	A+

Risk rating¹

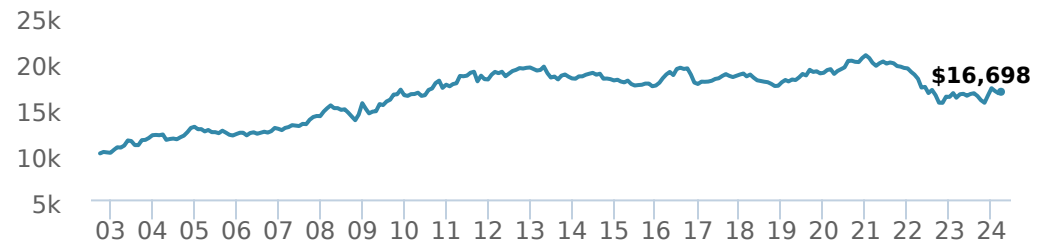


FUND CODES

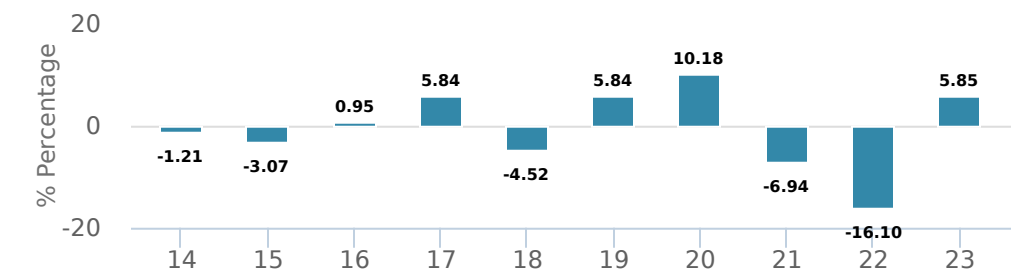
F	4502
A	ISC 2502 DSC 3502 LL 1512 LL 6353
P	90414

PERFORMANCE²

Growth of \$10,000 (since inception date)



Calendar year performance



Average annual compound returns

YTD	1 Mo	3 Mo	6 Mo	1 Y	3 Y	5 Y	10 Y	Inception*
-2.27%	0.93%	-2.27%	5.79%	1.63%	-5.07%	-1.53%	-0.95%	2.41%

*Since inception date

DISTRIBUTION HISTORY³

Payable date	Total	Payable date	Total
2021-03-26	0.0372	2017-03-31	0.5241
2020-12-18	0.1312	2016-03-24	0.5882
2020-09-25	0.1230	2015-03-27	0.1479
2020-06-26	0.0919	2014-03-28	0.0421
2020-03-20	0.1976	2012-12-14	0.0330

FUND CHARACTERISTICS

Average Coupon %	2.92
Duration	6.27
Yield	4.61

RATING SUMMARY (%)

AAA	40.43
AA	13.45
A	16.22
BBB	16.60
BB	8.72
B	2.87
CC	0.04
NR	0.24
Average Credit Rating	A+

*Corporate and Government bonds only.

CI Global Bond Corporate Class

Series F USD



AS AT MARCH 31, 2024


PORTFOLIO ALLOCATIONS⁴

Asset allocation	(%)	Sector allocation	(%)	Geographic allocation	(%)
Foreign Government Bonds	53.55	Fixed Income	83.11	United States	43.80
Foreign Corporate Bonds	23.51	Cash and Cash Equivalent	15.88	Other	12.90
Cash and Equivalents	15.88	Financial Services	0.75	Canada	11.18
Canadian Government Bonds	4.83	Exchange Traded Fund	0.19	France	9.11
Canadian Corporate Bonds	1.42	Other	0.07	Australia	6.19
US Equity	0.75			Japan	5.44
Other	0.06			Germany	4.51
				Europe	3.00
				Spain	2.05
				United Kingdom	1.82


TOP HOLDINGS

	Sector	(%)
1. CI Global Bond Fund Class I	Fixed Income	99.74%

MANAGEMENT TEAM



John Shaw



Fernanda Fenton

Over 35,000 financial advisors have chosen CI Global Asset Management as a partner. We believe that Canadians have the best opportunity for investments success by using the services of a professional financial advisor. [Learn more at ci.com.](#)

¹ The risk level of a fund has been determined in accordance with a standardized risk classification methodology in National Instrument 81-102, that is based on the fund's historical volatility as measured by the 10-year standard deviation of the fund's returns. Where a fund has offered securities to the public for less than 10 years, the standardized methodology requires that the standard deviation of a reference mutual fund or index that reasonably approximates the fund's standard deviation be used to determine the fund's risk rating. Please note that historical performance may not be indicative of future returns and a fund's historical volatility may not be indicative of future volatility.

² Commissions, trailing commissions, management fees and expenses all may be associated with mutual fund investments. Please read the prospectus before investing. The indicated rates of return are the historical annual compounded total returns net of fees and expenses payable by the fund (except for figures of one year or less, which are simple total returns) including changes in security value and reinvestment of all dividends/distributions and do not take into account sales, redemption, distribution or optional charges or income taxes payable by any securityholder that would have reduced returns. Mutual funds are not guaranteed, their values change frequently, and past performance may not be repeated.

³ Please refer to the fund's simplified prospectus for distribution information.

⁴ Portfolio allocations will fluctuate over the life of the mutual fund as the portfolio holdings and market value of each security changes. The portfolio manager(s) may change the portfolio allocations in some or all of the sectors.

The contents are not to be used or construed as investment advice or as an endorsement or recommendation of any entity of security discussed.

Certain statements contained in this communication are based in whole or in part on information provided by third parties and CI has taken reasonable steps to ensure their accuracy.

The rates of return are used only to illustrate the effects of the compound growth rate and are not intended to reflect future values or returns on investment in an investment fund.

The "Growth of \$10,000 invested" chart shows the final value of a hypothetical \$10,000 investment in securities in this class/series of the fund as at the end of the investment period indicated and is not intended to reflect future values or returns on investment in such securities.

Management Expense Ratio ("MER") represents the trailing 12-month management expense ratio, which reflects the cost of running the fund, inclusive of applicable taxes including HST, GST and QST (excluding commissions and other portfolio transaction costs) as a percentage of daily average net asset value the period, including the fund's proportionate share of any underlying fund(s) expenses, if applicable. The MER is reported in each fund's Management Report of Fund Performance ("MRFP"). MRFPs can be found within the Documents tab on ci.com.

CI Global Asset Management is a registered business name of CI Investments Inc.

©CI Investments Inc. 2024. All rights reserved.

Published April 2024