

# CI Global REIT Class

Series A CAD



AS AT MARCH 31, 2024

## FUND OVERVIEW

CI Global REIT Class aims to provide regular current income by investing substantially all of its assets in securities of its underlying fund, CI Global REIT Fund. The underlying fund invests primarily in real estate investment trusts (REITs) and equity securities of corporations participating in the residential and commercial real estate sector.

## FUND DETAILS

Inception date	June 2013
CAD Total net assets (\$CAD) As at 2024-02-29	\$36.8 million
NAVPS	\$7.2417
MER (%) As at 2023-09-30	2.36
Management fee (%)	1.90
Asset class	Sector Equity
Currency	CAD
Minimum investment	\$500 initial/\$25 additional
Distribution frequency	Monthly
Last distribution	\$0.0500

## Risk rating<sup>1</sup>



## FUND CODES

		T8
A	50005	
B	DSC SO* 51005 LL SO 53005 LL 52005	
B8	DSC SO 51805 LL SO 53805 LL 52805	
E	16029	
EF	15029	
F	54005	54805
I	55005	
O	18029	
P	58005	58805

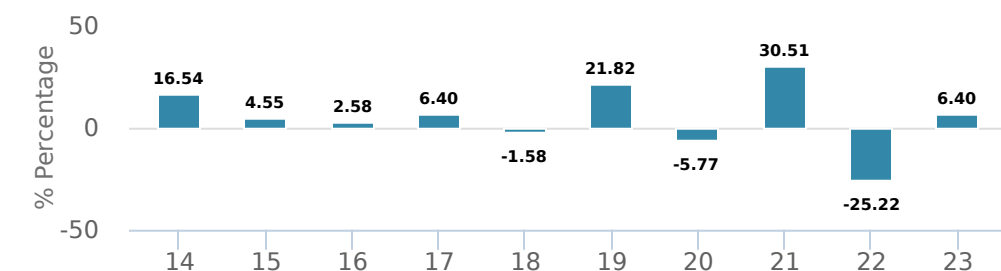
\*No new purchases directly into switch only funds.

## PERFORMANCE<sup>2</sup>

Growth of \$10,000 (since inception date)



Calendar year performance



Average annual compound returns

YTD	1 Mo	3 Mo	6 Mo	1 Y	3 Y	5 Y	10 Y	Inception*
-0.43%	0.72%	-0.43%	10.64%	3.79%	-0.41%	1.08%	3.93%	4.30%

\*Since inception date


## DISTRIBUTION HISTORY<sup>3</sup>

Payable date	Total	Payable date	Total
2024-03-21	0.0500	2023-10-27	0.0500
2024-02-23	0.0500	2023-09-21	0.0500
2024-01-26	0.0500	2023-08-25	0.0500
2023-12-15	0.0500	2023-07-28	0.0500
2023-11-24	0.0500	2023-06-22	0.0500


## CI PREFERRED PRICING<sup>4</sup>

Investment amount	Combined fee reduction
\$100,000 - \$250,000	0.05%
\$250,000 - \$500,000	0.08%
\$500,000 - \$1,000,000	0.13%
\$1,000,000 - \$2,500,000	0.18%
\$2,500,000 - \$5,000,000	0.23%
\$5,000,000 and above	0.32%

## MANAGEMENT TEAM



Lee Goldman



Chris Couprie

# CI Global REIT Class

Series A CAD



AS AT MARCH 31, 2024

## PORTFOLIO ALLOCATIONS<sup>5</sup>

Asset allocation	(%)	Sector allocation	(%)	Geographic allocation	(%)
US Equity	63.46	Real Estate	92.03	United States	64.28
Income Trust Units	23.87	Healthcare	3.48	Canada	23.73
International Equity	8.77	Mutual Fund	1.25	Netherlands	2.61
Other	2.43	Exchange Traded Fund	1.18	Germany	2.40
Cash and Equivalents	0.97	Cash and Cash Equivalent	0.97	Japan	2.30
Canadian Equity	0.50	Consumer Services	0.81	United Kingdom	2.25
		Other	0.28	Multi-National	1.25
				Australia	1.10
				Sweden	0.38
				Other	-0.30

## TOP HOLDINGS

	Sector	(%)
1. CI Global REIT Fund Series I	Mutual Fund	99.63%

Note: This page is not complete without disclaimers on the next page.

**Over 35,000 financial advisors have chosen CI Global Asset Management as a partner. We believe that Canadians have the best opportunity for investments success by using the services of a professional financial advisor. [Learn more at ci.com.](#)**

<sup>1</sup> The risk level of a fund has been determined in accordance with a standardized risk classification methodology in National Instrument 81-102, that is based on the fund's historical volatility as measured by the 10-year standard deviation of the fund's returns. Where a fund has offered securities to the public for less than 10 years, the standardized methodology requires that the standard deviation of a reference mutual fund or index that reasonably approximates the fund's standard deviation be used to determine the fund's risk rating. Please note that historical performance may not be indicative of future returns and a fund's historical volatility may not be indicative of future volatility.

<sup>2</sup> Commissions, trailing commissions, management fees and expenses all may be associated with mutual fund investments. Please read the prospectus before investing. The indicated rates of return are the historical annual compounded total returns net of fees and expenses payable by the fund (except for figures of one year or less, which are simple total returns) including changes in security value and reinvestment of all dividends/distributions and do not take into account sales, redemption, distribution or optional charges or income taxes payable by any securityholder that would have reduced returns. Mutual funds are not guaranteed, their values change frequently, and past performance may not be repeated.

<sup>3</sup> Please refer to the fund's simplified prospectus for distribution information.

<sup>4</sup> CI Preferred Pricing fee reductions apply to management and administration fees and start at \$100,000.

<sup>5</sup> Portfolio allocations will fluctuate over the life of the mutual fund as the portfolio holdings and market value of each security changes. The portfolio manager(s) may change the portfolio allocations in some or all of the sectors.

The contents are not to be used or construed as investment advice or as an endorsement or recommendation of any entity of security discussed.

Certain statements contained in this communication are based in whole or in part on information provided by third parties and CI has taken reasonable steps to ensure their accuracy.

The rates of return are used only to illustrate the effects of the compound growth rate and are not intended to reflect future values or returns on investment in an investment fund.

The "Growth of \$10,000 invested" chart shows the final value of a hypothetical \$10,000 investment in securities in this class/series of the fund as at the end of the investment period indicated and is not intended to reflect future values or returns on investment in such securities.

Management Expense Ratio ("MER") represents the trailing 12-month management expense ratio, which reflects the cost of running the fund, inclusive of applicable taxes including HST, GST and QST (excluding commissions and other portfolio transaction costs) as a percentage of daily average net asset value the period, including the fund's proportionate share of any underlying fund(s) expenses, if applicable. The MER is reported in each fund's Management Report of Fund Performance ("MRFP"). MRFPs can be found within the Documents tab on ci.com.

CI Global Asset Management is a registered business name of CI Investments Inc.

©CI Investments Inc. 2024. All rights reserved.

Published April 2024