

CI Canadian Small/Mid Cap Equity Income Class

Series F CAD



AS AT MARCH 31, 2024

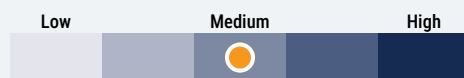
FUND OVERVIEW

CI Canadian Small/Mid Cap Equity Income Class aims to provide consistent monthly income and capital appreciation by investing substantially all of its assets in securities of its underlying fund, CI Canadian Small/Mid Cap Equity Income Fund. The underlying fund invests primarily in equity securities of small and medium capitalization companies and trusts, as well as preferred securities and convertible debentures and, to a lesser extent, in other interest bearing securities, such as bonds, bills or bankers' acceptances.

FUND DETAILS

Inception date	June 2014
CAD Total net assets (\$CAD) As at 2024-03-28	\$93.7 million
NAVPS	\$15.2645
MER (%) As at 2023-09-30	1.33
Management fee (%)	1.00
Asset class	Canadian Small/Mid Cap Equity
Currency	CAD
Minimum investment	\$500 initial/\$25 additional
Distribution frequency	Monthly
Last distribution	\$0.0250

Risk rating¹



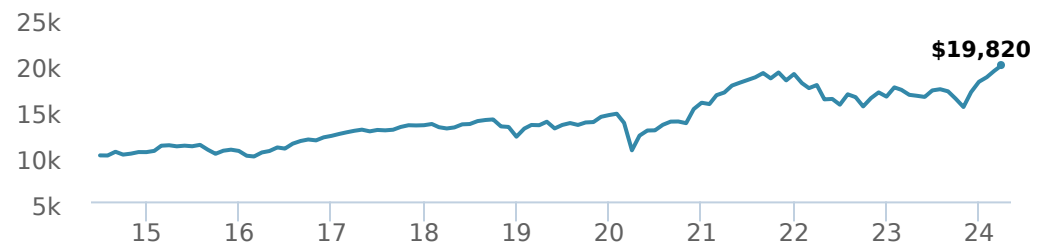
FUND CODES

F	54021
A	50021
B	DSC SO* 51021 LL SO 53021 LL 52021
E	16027
EF	15027
I	55021
O	18027
P	58021

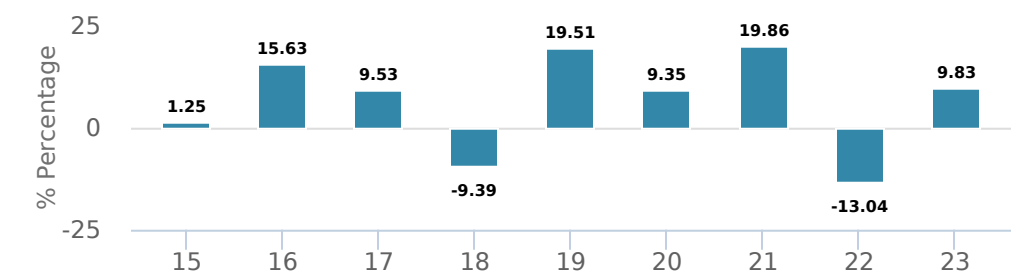
*No new purchases directly into switch only funds.

PERFORMANCE²

Growth of \$10,000 (since inception date)



Calendar year performance



Average annual compound returns

	YTD	1 Mo	3 Mo	6 Mo	1 Y	3 Y	5 Y	10 Y	Inception*
	10.09%	3.35%	10.09%	22.60%	19.51%	5.58%	8.33%	-	7.22%

*Since inception date

DISTRIBUTION HISTORY³

Payable date	Total	Payable date	Total
2024-03-21	0.0250	2023-10-27	0.0250
2024-02-23	0.0250	2023-09-21	0.0250
2024-01-26	0.0250	2023-08-25	0.0250
2023-12-15	0.0250	2023-07-28	0.0250
2023-11-24	0.0250	2023-06-22	0.0250

CI PREFERRED PRICING⁴

Investment amount	Combined fee reduction
\$100,000 - \$250,000	0.05%
\$250,000 - \$500,000	0.08%
\$500,000 - \$1,000,000	0.10%
\$1,000,000 - \$2,500,000	0.13%
\$2,500,000 - \$5,000,000	0.15%
\$5,000,000 and above	0.18%


MANAGEMENT TEAM



Aubrey Hearn



Jack Hall



Evan Rodvang

CI Canadian Small/Mid Cap Equity Income Class

Series F CAD



AS AT MARCH 31, 2024

PORTFOLIO ALLOCATIONS⁵

Asset allocation	(%)	Sector allocation	(%)	Geographic allocation	(%)
Canadian Equity	58.07	Real Estate	20.88	Canada	58.22
US Equity	28.18	Financial Services	16.44	United States	32.23
Income Trust Units	7.81	Industrial Services	13.62	Bermuda	7.91
International Equity	3.09	Technology	12.68	Ireland	1.32
Foreign Corporate Bonds	2.76	Consumer Services	11.50	United Kingdom	0.36
Cash and Equivalents	0.10	Industrial Goods	8.46	Other	-0.04
Derivatives	0.01	Healthcare	6.83		
Other	-0.02	Energy	4.76		
		Fixed Income	2.76		
		Other	2.07		

TOP HOLDINGS

	Sector	(%)
1. CI Canadian Small/Mid Cap Equity Income Fd Ser I	Mutual Fund	99.80%

Over 35,000 financial advisors have chosen CI Global Asset Management as a partner. We believe that Canadians have the best opportunity for investments success by using the services of a professional financial advisor. [Learn more at ci.com.](#)

¹ The risk level of a fund has been determined in accordance with a standardized risk classification methodology in National Instrument 81-102, that is based on the fund's historical volatility as measured by the 10-year standard deviation of the fund's returns. Where a fund has offered securities to the public for less than 10 years, the standardized methodology requires that the standard deviation of a reference mutual fund or index that reasonably approximates the fund's standard deviation be used to determine the fund's risk rating. Please note that historical performance may not be indicative of future returns and a fund's historical volatility may not be indicative of future volatility.

² Commissions, trailing commissions, management fees and expenses all may be associated with mutual fund investments. Please read the prospectus before investing. The indicated rates of return are the historical annual compounded total returns net of fees and expenses payable by the fund (except for figures of one year or less, which are simple total returns) including changes in security value and reinvestment of all dividends/distributions and do not take into account sales, redemption, distribution or optional charges or income taxes payable by any securityholder that would have reduced returns. Mutual funds are not guaranteed, their values change frequently, and past performance may not be repeated.

³ Please refer to the fund's simplified prospectus for distribution information.

⁴ CI Preferred Pricing fee reductions apply to management and administration fees and start at \$100,000.

⁵ Portfolio allocations will fluctuate over the life of the mutual fund as the portfolio holdings and market value of each security changes. The portfolio manager(s) may change the portfolio allocations in some or all of the sectors.

The contents are not to be used or construed as investment advice or as an endorsement or recommendation of any entity of security discussed.

Certain statements contained in this communication are based in whole or in part on information provided by third parties and CI has taken reasonable steps to ensure their accuracy.

The rates of return are used only to illustrate the effects of the compound growth rate and are not intended to reflect future values or returns on investment in an investment fund.

The "Growth of \$10,000 invested" chart shows the final value of a hypothetical \$10,000 investment in securities in this class/series of the fund as at the end of the investment period indicated and is not intended to reflect future values or returns on investment in such securities.

Management Expense Ratio ("MER") represents the trailing 12-month management expense ratio, which reflects the cost of running the fund, inclusive of applicable taxes including HST, GST and QST (excluding commissions and other portfolio transaction costs) as a percentage of daily average net asset value the period, including the fund's proportionate share of any underlying fund(s) expenses, if applicable. The MER is reported in each fund's Management Report of Fund Performance ("MRFP"). MRFPs can be found within the Documents tab on ci.com.

CI Global Asset Management is a registered business name of CI Investments Inc.

©CI Investments Inc. 2024. All rights reserved.

Published April 2024